

JIB CRANE

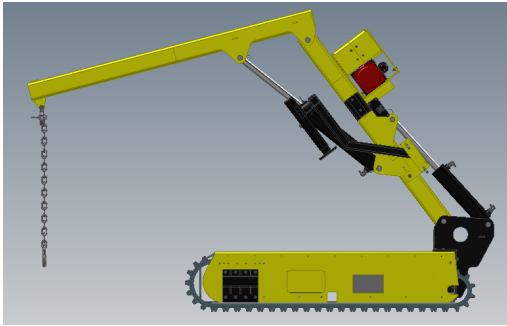


Fig. A

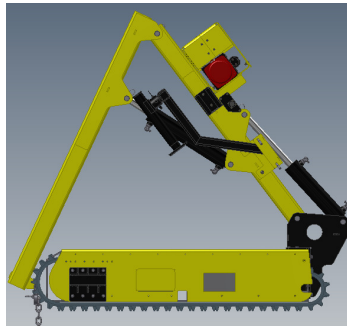


Fig. B

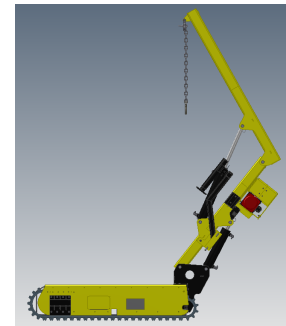


Fig. C

Physical characteristics

Designed to be used in combination with :	<p>JIB CRANE STANDARD</p>  <p>Twin-Track 66</p>
	Jib Crane
Overall length (Fig. A)	105 in. (266.70 cm)
Overall width	31.50 in (80.01 cm)
Overall height to lowest position (Fig. B)	66.25 in (168.28 cm)
Jib Crane weight	622 lbs (282.7 kg)
Total Weight (including Track-O)	1442 lbs (655.5 kg) approx.
Longitudinal displacement (Fig. A to C)	93 in (236.22 cm)
Vertical movement (Fig. B to C)	109.5 in (278.13 cm)
Stabilizer	Removable, jack screw type manual
Lifting Capacity	1000 lbs (454 kg)
Wired remote control for hydraulic system	Included
Load bearing capacity (inclined)	400 lbs (182 kg) at 30°
Load bearing capacity (flat surface)	1000 lbs (454 kg)